

FM STAR TYPE COMBINERS - 0.6kW

FEATURES

- 2, 3 and 4 channel combiners
- 2 or 3 pole / 150mm
- temperature compensated
- adjustable selectivity



GENERAL FEATURES

FREQUENCY RANGE	87.5 ÷ 108 MHz
IMPEDANCE	50 ohm
VSWR	See table
MAX POWER	See table
CONNECTORS*	See table
WEIGHT	See table
OPERATING TEMPERATURE RANGE	-10 ÷ +45° C
ISOLATION	See table

ELECTRICAL AND MECHANICAL DATA

TYPE	FREQUENCIES SPACING (MHz)	MAX POWER PER CHANNEL (kW)	V.S.W.R INPUT at fo	ISOLATION BETWEEN FREQ. (dB)	INSERTION LOSSES at fo (dB)	CONNECTORS INPUTS / OUTPUT	WEIGHT (Kg)
DPLX UC/FM/ST2-1.2	≥ 2.0	0.6	≤ 1.08	≥ 30	≤ 0.6	7/16 F - 7/16 F	29
DPLX UC/FM/ST3-1.2	≥ 1.2	0.6	≤ 1.08	≥ 30	≤ 0.95	7/16 F - 7/16 F	31
TPLX UC/FM/ST2-1.2	≥ 2.0	0.6	≤ 1.08	≥ 30	≤ 0.65	7/16 F - 7/16 F	41
TPLX UC/FM/ST3-1.2	≥ 1.2	0.6	≤ 1.08	≥ 30	≤ 1.05	7/16 F - 7/16 F	44
QPLX UC/FM/ST2-1.2	≥ 2.0	0.6	≤ 1.08	≥ 30	≤ 0.7	7/16 F - 7/8" EIA	53
QPLX UC/FM/ST3-1.2	≥ 1.2	0.6	≤ 1.08	≥ 30	≤ 1.15	7/16 F - 7/8" EIA	57

* other type of connectors on request

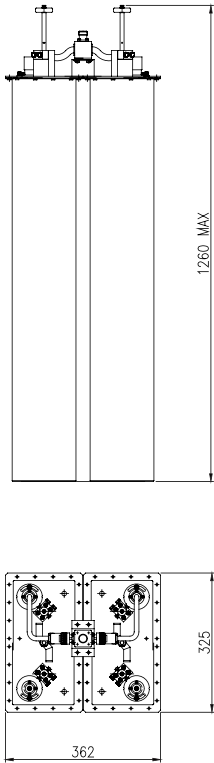
Specifications are subject to change without prior notice

FM STAR TYPE COMBINERS - 0.6kW

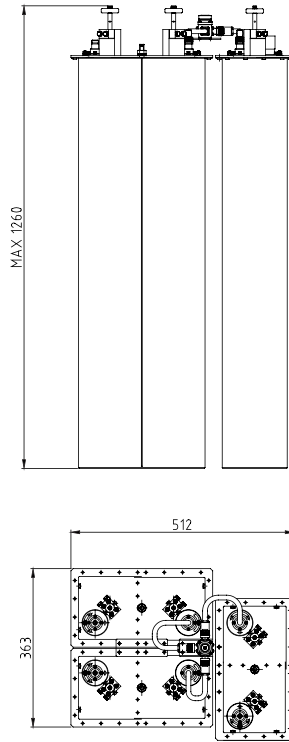


MECHANICAL LAYOUTS

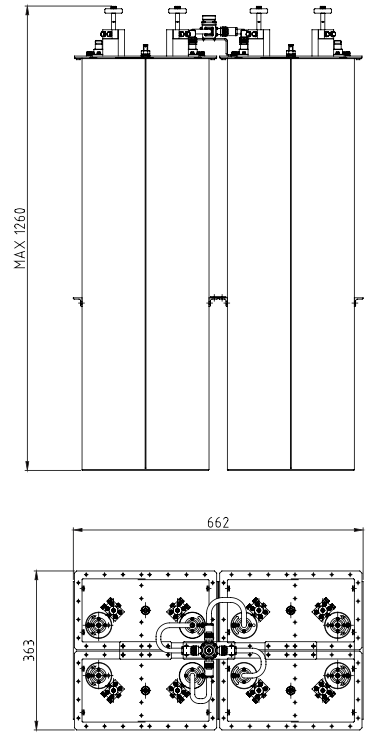
DPLX UC/FM/ST2 - 0.6



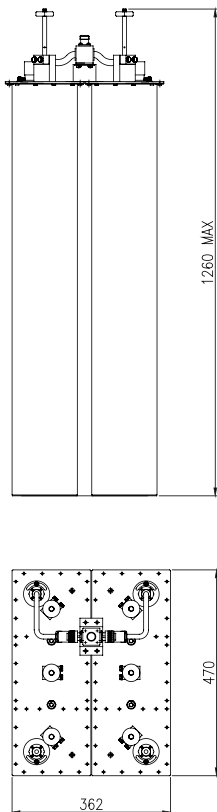
TPLX UC/FM/ST2 - 0.6



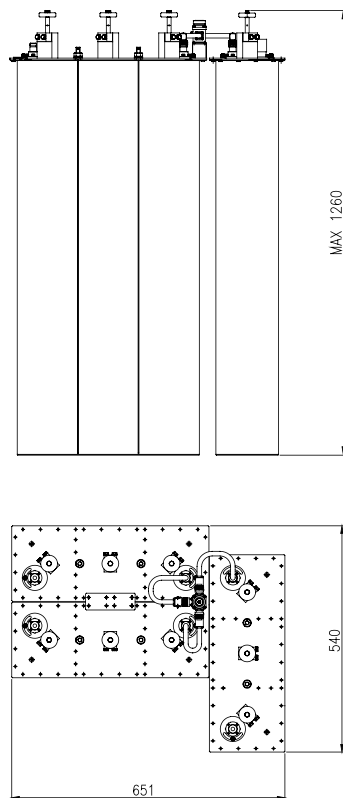
QPLX UC/FM/ST2 - 0.6



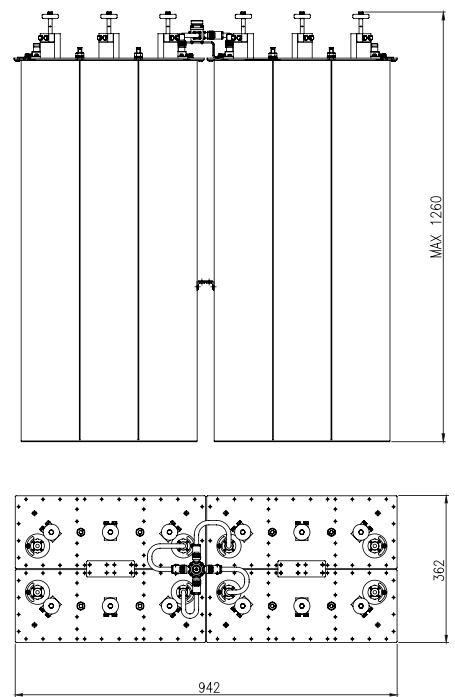
DPLX UC/FM/ST3 - 0.6



TPLX UC/FM/ST3 - 0.6



QPLX UC/FM/ST3 - 0.6



FM COMBINERS